Q2 - 2021

The Arnold Group's COWLEY COUNTY EMPLOYMENT IMPACT ANALYSIS

Our observations this quarter:

It's no secret the COVID-19 pandemic has had a major impact on the global economy. While we are still determining what this means for the U.S. and Kansas labor market in the long run, The Arnold Group remains vigilant in analyzing the current economic climate in order to respond proactively. **We are seeing a continued increase in the demand for workers across various segments as businesses work to return to normal operations, which is directly impacted by the continued shortage of workers to meet that demand.** Following is a county unemployment (UE) rate summary and overview of the current labor market.

Cowley Co. UE Rate: 4.9%
Unemployed: 813
UI Claimants: 77
Indeed Openings: 456
All Jobs Average Salary Summary
Low | Median | High
$10.38 | $14.41 | $21.94

Butler Co. UE Rate: 4.7%
Unemployed: 1,552
UI Claimants: 194
Indeed Openings: 744
All Jobs Average Salary Summary
Low | Median | High
$11.47 | $16.78 | $24.65

Sedgwick Co. UE Rate: 6.1%
Unemployed: 15,836
UI Claimants: 1,940
Indeed Openings: 8,617
All Jobs Average Salary Summary
Low | Median | High
$12.03 | $17.90 | $27.73

Elk Co. UE Rate: 4.1%
Unemployed: 49
UI Claimants: 4
Indeed Openings: 25
All Jobs Average Salary Summary
Low | Median | High
$9.65 | $14.67 | $18.45

Sumner Co. UE Rate: 5.5%
Unemployed: 614
UI Claimants: 56
Indeed Openings: 253
All Jobs Average Salary Summary
Low | Median | High
$11.62 | $15.69 | $22.73

Chautauqua Co. UE Rate: 5.0%
Unemployed: 77
UI Claimants: 7
Indeed Openings: 27
All Jobs Average Salary Summary
Low | Median | High
$13.51 | $18.55 | $32.92

Grant Co. UE Rate: 2.1%
Unemployed: 61
Indeed Openings: 65

Kay Co. UE Rate: 4.2%
Unemployed: 776
Indeed Openings: 668

Osage Co. UE Rate: 3.9%
Unemployed: 805
Indeed Openings: 214

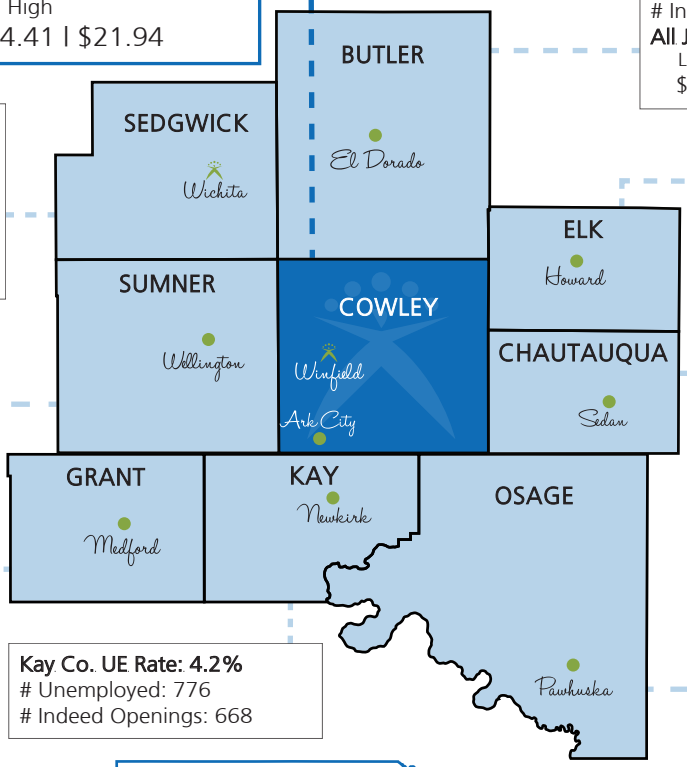

Northeast Oklahoma:
All Jobs Average Salary Summary
Low | Median | High
$10.47 | $14.99 | $23.27

Oklahoma County data from May 2021 - June data currently unavailable.

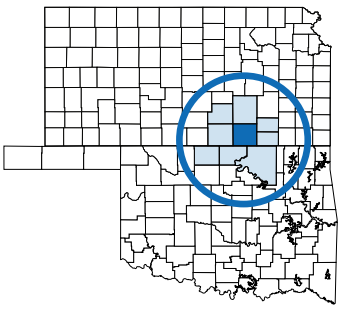

3.7%
KS Unemployment Rate
Indeed Openings: 54,825

3.7%
OK Unemployment Rate
Indeed Openings: 61,074

2021 KS Unemployment Rates

Jan	Feb	Mar	Apr	May	June
3.5	3.2	3.7	3.5	3.7	3.7
July	Aug	Sep	Oct	Nov	Dec

***5.9%**
U.S. Unemployment Rate
Indeed Openings: 5,732,094

2021 US Unemployment Rates

Jan	Feb	Mar	Apr	May	June
6.3	6.2	6.0	6.1	5.8	5.9
July	Aug	Sep	Oct	Nov	Dec

**The Federal Reserve considers a base unemployment rate (the U-3 rate) of 5.0%-5.2% as "full employment" in the economy.*

View previous analysis: https://www.the-arnold-group.com/CowleyCounty

Request analysis for specific job title: TAGwinfield@the-arnold-group.com

Indeed # Pulled: 6/30/2021

Sources: Kansas Department of Labor ; Oklahoma Department of Labor ; U.S. Department of Labor ; www.marketplace.org

The Arnold Group
A HUMAN RESOURCE COMPANY

2020 pandemic insights:

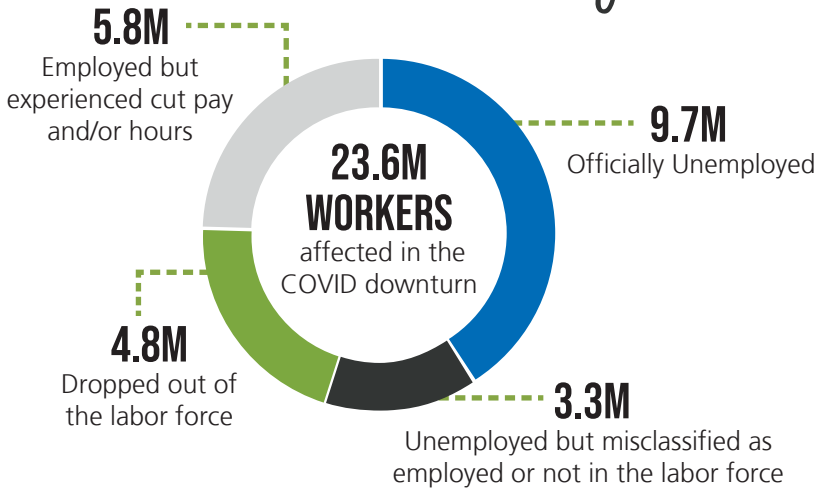

2020 U.S. UNEMPLOYMENT RATE

spiked in April 2020 but fell steadily

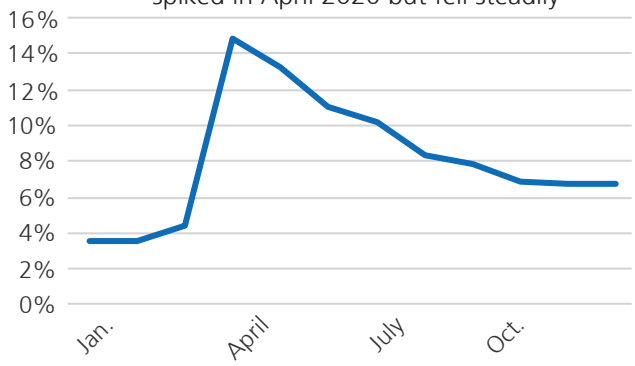

58% of active job seekers shifted job search expectations, with safety becoming the top priority.

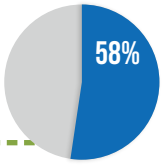

36.9% Long-term unemployment (6+ months) makes up 36.9% of total unemployment

5.5 million dropped out of the U.S. labor force between February 2020 and January 2021

THE LABOR SUPPLY WAS DIMINISHED, NOT JUST THE LABOR DEMAND

2021 post-pandemic trends:

92% of job seekers think it's a good time to get into the gig economy, based on uncertainty of the longevity of permanent work.

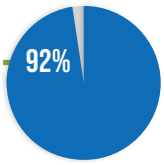

U.S. UNEMPLOYMENT RATE

Prediction for December 2021

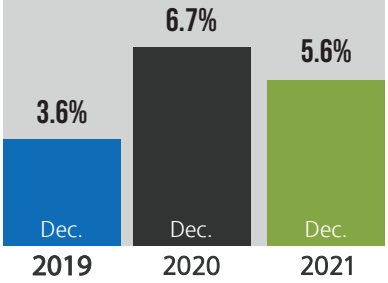

OF JOB POSTINGS

There were **15% more job postings** in February 2021 than in February 2020 (pre-COVID)

IN LABOR FORCE

There were **2.7% less people** in the labor force in February 2021 than in February 2020 (pre-COVID)

The Arnold Group®
A HUMAN RESOURCE COMPANY

Sources: The Future of Jobs Report 2020, World Economic Forum; Economic Indicators - Jobs and Unemployment, March 2020, Economic Policy Institute; Labor Market Trends - February 2021, ZipRecruiter; U.S. Bureau of Labor Statistics; 2021 Hiring Trends - Monster's Predictions for the New Year, Monster; Economic Forecasting Survey, March 2021, Wall Street Journal

The Arnold Group
A HUMAN RESOURCE COMPANY

QUARTERLY JOBS SUMMARY

Q2

-4,400

Jobs in Kansas

Jan	Feb	Mar	Apr	May	June
+10K	-5.2K	+12.8K	-1.4K	-1.5K	-1.5K
July	Aug	Sep	Oct	Nov	Dec

Q2

+2,407,000

Jobs in the U.S.

Jan	Feb	Mar	Apr	May	June
+233K	+648K	+916K	+998K	+559K	+850K
July	Aug	Sep	Oct	Nov	Dec

FEDERAL RESERVE ECONOMIC DATA

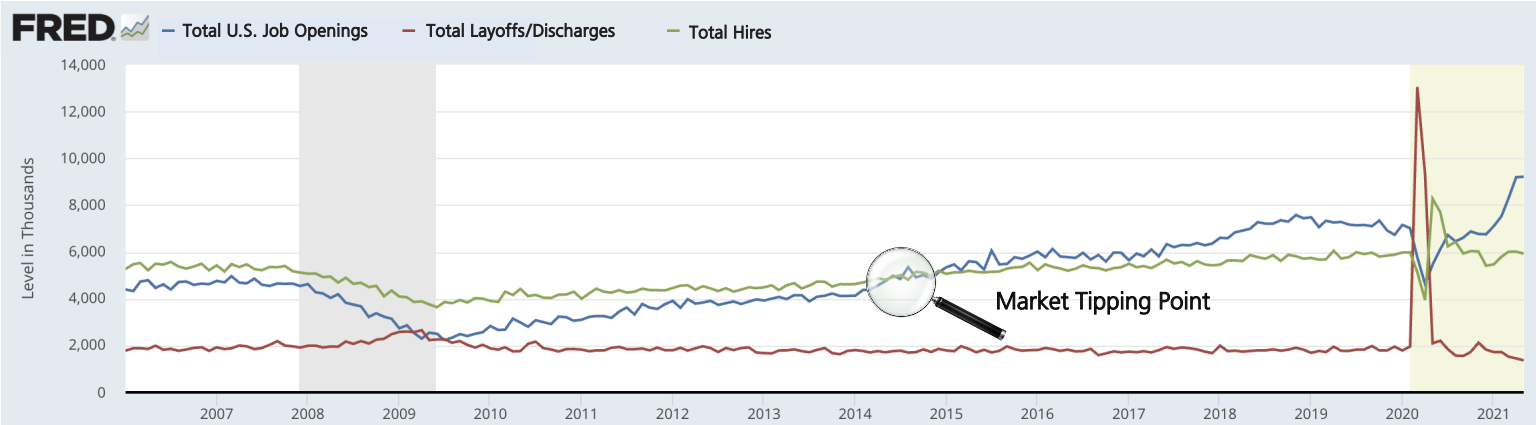

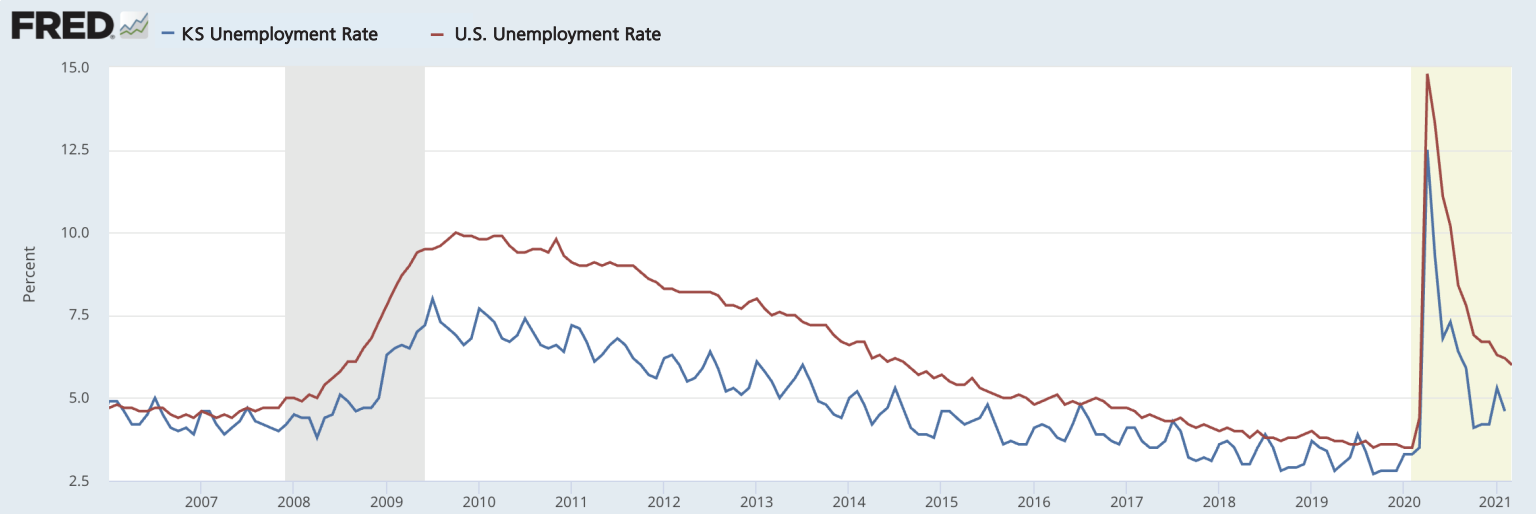

Sources: Adecco Jobs Report