The Arnold Group's SEDGWICK COUNTY EMPLOYMENT IMPACT ANALYSIS

It's economic truth that staffing agency-sourced workers are the canary in the coal mine: spotting the beginning stages of an economic slowdown and being on the bleeding edge of talent shortages when they occur. The following employment impact analysis is provided as a strategic resource designed to keep you abreast of changes in the economic climate and future constraints in talent. Following is a county unemployment (UE) rate summary and average salary overview.

Reno Co. UE Rate: 2.8%
Unemployed: 828
UI Claimants: 66
Indeed Openings: 699
All Jobs Average Salary Summary
Low | Median | High
$11.38 | $15.78 | $22.89

Harvey Co. UE Rate: 2.7%
Unemployed: 452
UI Claimants: 59
Indeed Openings: 1,752
All Jobs Average Salary Summary
Low | Median | High
$12.83 | $17.05 | $24.06

Sedgwick Co. UE Rate: 3.2%
Unemployed: 7,774
UI Claimants: 1,009
Indeed Openings: 6,037
All Jobs Average Salary Summary
Low | Median | High
$11.63 | $17.35 | $26.79

Kingman Co. UE Rate: 2.7%
Unemployed: 94
UI Claimants: 9
Indeed Openings: 64
All Jobs Average Salary Summary
Low | Median | High
$12.18 | $17.20 | $23.35

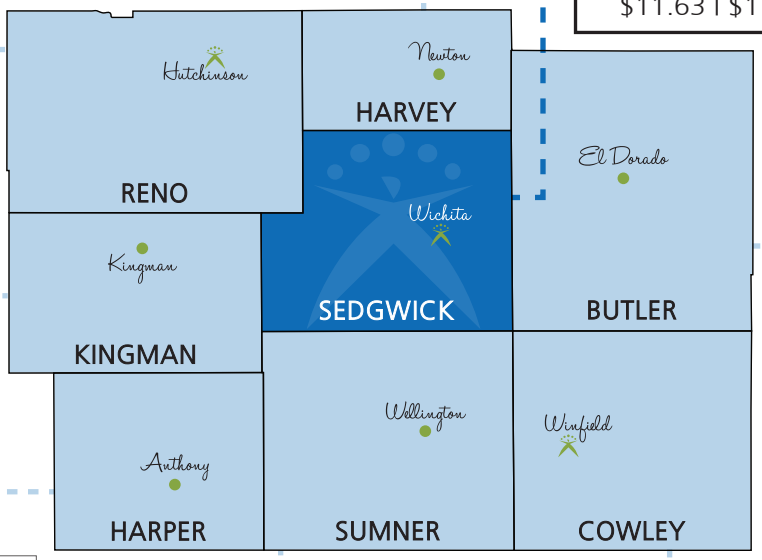

Harper Co. UE Rate: 2.2%
Unemployed: 65
UI Claimants: 4
Indeed Openings: 44
All Jobs Average Salary Summary
Low | Median | High
$11.72 | $15.42 | $21.93

Sumner Co. UE Rate: 3.1%
Unemployed: 333
UI Claimants: 35
Indeed Openings: 299
All Jobs Average Salary Summary
Low | Median | High
$10.90 | $14.88 | $21.45

Cowley Co. UE Rate: 2.9%
Unemployed: 481
UI Claimants: 43
Indeed Openings: 302
All Jobs Average Salary Summary
Low | Median | High
$9.83 | $14.03 | $21.37

Butler Co. UE Rate: 2.9%
Unemployed: 940
UI Claimants: 95
Indeed Openings: 1,639
All Jobs Average Salary Summary
Low | Median | High
$11.05 | $15.98 | $25.10

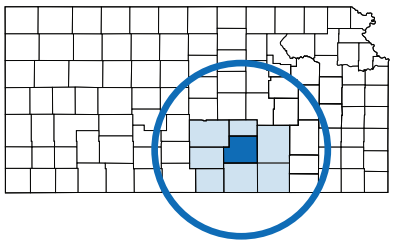

3.2%
KS Unemployment Rate
Indeed Openings: 37,779



***3.6%**
U.S. Unemployment Rate
Indeed Openings: 3,671,299

*The Federal Reserve considers a base unemployment rate (the U-3 rate) of 5.0%-5.2% as "full employment" in the economy.

View previous analysis: https://www.the-arnold-group.com/SedgwickCounty

Request analysis for specific job title: TAGwichita@the-arnold-group.com

Last updated: 11/12/19

Sources: Kansas Department of Labor ; U.S. Department of Labor ; www.marketplace.org

The Arnold Group
A HUMAN RESOURCE COMPANY

Did you know...

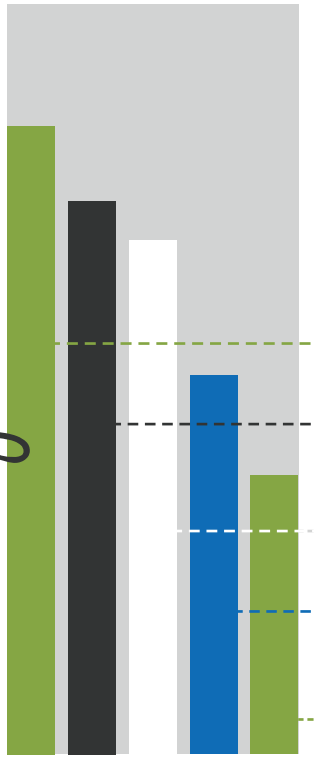

82% of employees are open to new job opportunities.[3]

71% of employees say they're actively looking for a new job or watching for openings.[4]

65% of employees look at new jobs again within 91 days of being hired.[2]

45% of employees not "actively looking" for a new job are still open to the idea.[5]

30% of employees have left a job within 90 days of starting.[3]

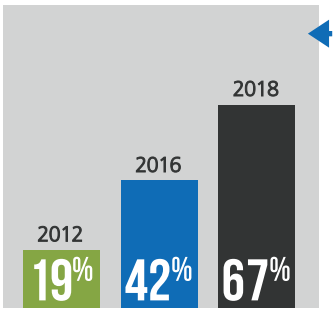

Percent of Americans who say it is a good time to find a quality job.[1,2]

47% of employees would take another job for **the same or less pay.**[6]

1 in 2 employees has left a job at some point in their career just to **get away from a manager.**[7]

69% of employees would not take a job with a company that has a bad reputation, **even if they are unemployed.**[8]

48% of small businesses report there are **few to no qualified applicants** for positions they're trying to fill.[9]

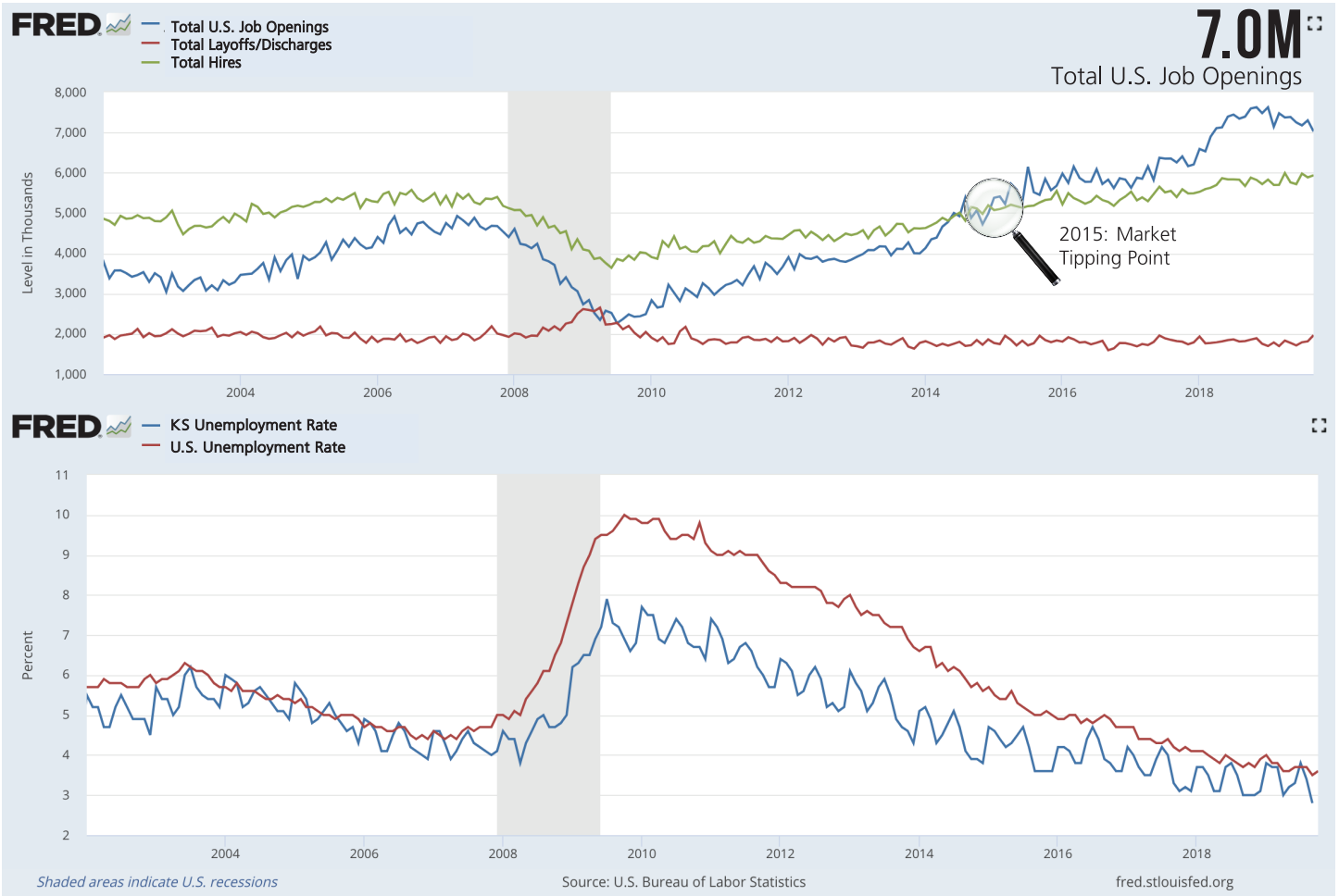

The Arnold Group®
A HUMAN RESOURCE COMPANY

Sources: 1 - Optimist About Availability of Good Jobs, May 2018, Gallup; 2 - Talent Attraction Study 2018, Indeed; 3 - 2018 Job Seeker Nation Study, Jobvite; 4 - State of the American Workforce 2017 Report, Gallup; 5 - The Evolution of Work, ADP Research Institute 2017; 6 - Fixing the Talent Management Disconnection, ADP Research Institute 2016; 7 - State of the American Manager, April 2015, Gallup; 8 - Employment Cost of a Bad Reputation Survey, Corporate Responsibility Magazine; 9 - Small Business Economic Trends, November 2015, NFIB